



**Green Tanktop
Using Cascade Fixation Pattern**



Green Tanktop

Size: 38

Materials: Fixação Círculo yarn, 3 balls color 5800 (green), and 1 ball color 9480 (variegated); 1 pair of plastic knitting needles with 4,5 mm and 1 crochet hook # 2 (1,75 mm).

Stitches: purl (p), knit (k), slipstitch (slst), chain (ch), single crochet (sc), half double crochet (hdc), and double crochet (dc).

Instructions

Front and Back: using yarn color green, cast on 100 stitches on knitting needles and work in fantasy stitch, following diagram 1. When you have 28 cm shape armholes, casting off at both sides, at each 2 rows 6 stitches 1 x, 3 stitches 1 x, 2 stitches 1 x, 1 stitch 4 x. When 32 cm cast off all remaining stitches. Make the back as same as front. Sew sides. Now using the green yarn and crochet hook make a single crochet round all over low neck and armholes. After use 2 strands of variegated yarn, fastening them with a slipstitch to the edge of front low neck. Make a chain cord with 32 cm length and fasten it to the edge of back low neck with a single crochet. *Make another single crochet and another 32 cm-chain cord, fastening it with a single crochet to the front low neck. Make another single crochet, 32 cm-chain cord and fasten it to the back low neck* Repeat from * to * twice and cast off. Make another set of cords on the other side of low neck. Then, using 1 strand of the variegated yarn and the crochet hook make 12 ch and join into a ring with a slipstitch and follow diagram 2 to the end. Cast off and fasten the flower to the left side of the top, right below the cords.

Gauge: a 5 x 5 cm square (using knitting needles # 4,5) = 14 stitches x 20 rows in fantasy stitch (diagram 1).

Diagram 2

Assemble instructions

Front

Cord - single crochet

Back

Diagram 1

Back to 1st row

2nd row (wrong side)

1st row (right side)

Repetition

Diagrams 1 and 2

Size 38

purl

| knit

chain

single crochet

slipstitch

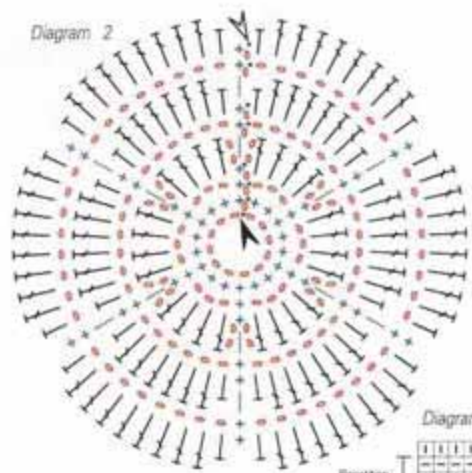
double crochet

half double crochet

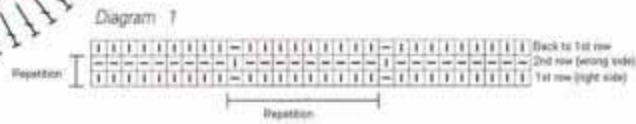
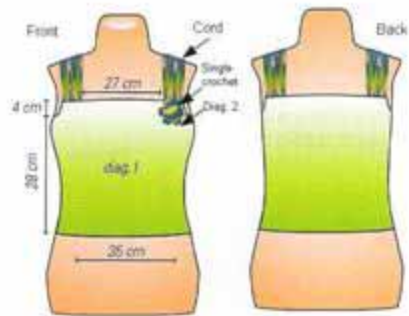
beginning

end

In shades of green, the top is made with Fixação yarn and has a special variegated effect both in the body and in the crochet flower as well.



Assemble instructions



Diagrams 1 and 2

Size 38	
—	put
	knit
—	chain
•	single crochet
+	slipstitch
?	double crochet
∩	half double crochet
▶	beginning
◀	end



In shades of green, the top is made with Fusion yarn and has a special variegated effect both in the body and in the crochet flower as well.