



**Blue Cap
Using Cascade Fixation Pattern**



Blue Cap

Size: 16 x 44 cm

Materials: Fixation yarn, 1 ball in blue color (2194), 1 ball in pink (3085), 1 ball in green (5806), and 1 ball in orange (4456); 1 aluminum crochet hook # 2 (1,75mm).

Stitches: chain (ch), slipstitch (slst), single crochet (sc), and double crochet (dc).

Instructions:

Using the blue yarn make 10 ch and join into a ring with a slst. Work in rounds following diagram 1 to the end. Using pink yarn make 12 ch and join into a ring with a slst following diagram 2 to the end and cast off (flower). Make 2 flowers more (1 orange and 1 green) and sew them to the hat.

Gauge: a 5 x 5 cm square (using crochet hook # 2) = 11 stitches x 6 rows in double stitch

Assemble instructions:

Diagrams 1 and 2

Size: 16 x 44 cm

chain

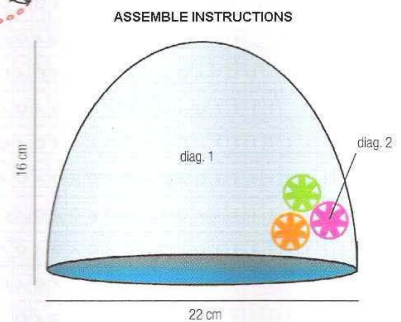
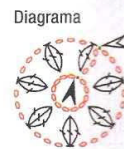
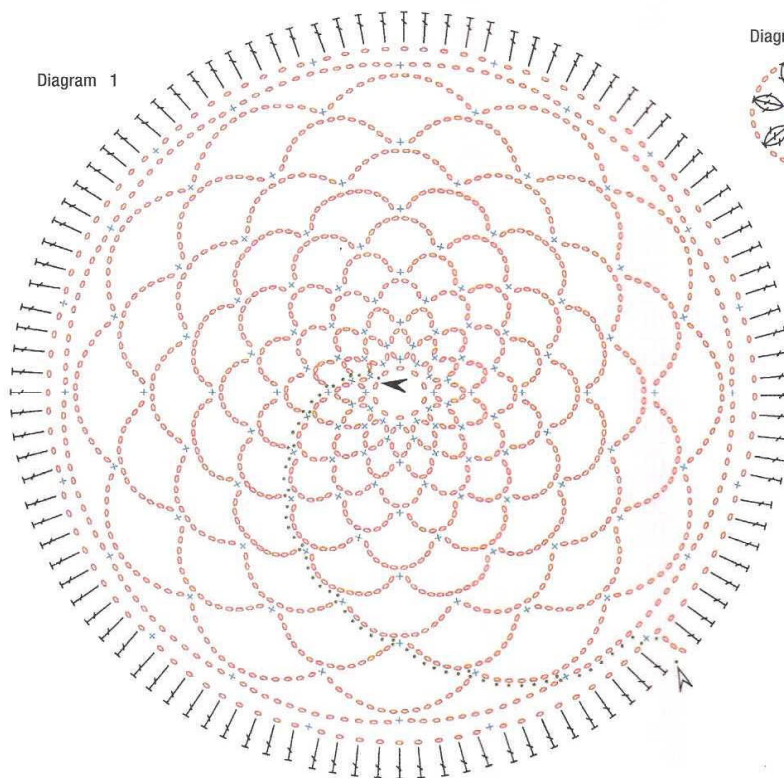
single crochet

slipstitch

double crochet

beginning

end



DIAGRAMS 1 AND 2	
SIZE 16 X 44 CM	
—	CHAIN
+	SINGLE CROCHET
*	SLIPSTITCH
!	DOUBLE CROCHET
▶	BEGINNING
◀	END
⊕	3 DC CLOSED TOGETHER