

# Isla Cloche

by Tanis Gray for Cascade Yarns

## **Materials:**

- 1 Ball Cascade Yarns *Longwood* (3.5oz/100g ea approx. 191yds/175m, 100% superwash extrafine merino wool) in #11 Walnut
- Size US 8 (5 mm) 16" Circular Knitting Needles
- Size US 8 (5 mm) DPNs
- 3 Stitch Markers (1 of one color – marker A, 2 of another color, markers B)
- Cable Needle
- Tapestry Needle

## **Gauge:**

- 17.5 sts and 22 rows/4" in reverse stockinette

## **Approximate Finished Size:**

- One Size Fits Most Adults, 22" Circumference

## **Abbreviations:**

BOR: beginning of round

Bobble: [k1, yo, k1, yo, k1] in 1 st, turn and purl 5.

Turn and k5. Turn and p2tog, p1, p2tog. Turn and sl1-k2tog-ssso, completing bobble.

CO: cast on

K: knit

Ktbl: knit through back loop

Left Twist: sl 1 st to cable needle, hold to front, ktbl, ktbl from cn

Pm: place marker

P: purl

P2tog: purl 2 sts together

P3tog: purl 3 sts together

Right Twist: sl 1 st to cable needle, hold to back, ktbl, ktbl from cn

## **Flower Pattern (worked over 27 sts):**

- Round 1: p5, ktbl, p1, ktbl, p11, ktbl, p1, ktbl, p5.
- Round 2: p5, ktbl, p1, ktbl, p10, Right Twist, p1, Left Twist, p4.
- Round 3: p5, ktbl, p1, ktbl, p9, Right Twist, ktbl, p1, ktbl, Left Twist, p3.
- Round 4: p5, ktbl, p1, ktbl, p8, Right Twist, k1, ktbl, p1, ktbl, k1, Left Twist, p2.
- Round 5: p5, ktbl, p1, ktbl, p7, Right Twist, k2, ktbl, p1, ktbl, k2, Left Twist, p1.
- Round 6: p5, ktbl, p1, ktbl, p7, ktbl, k3, ktbl, p1, ktbl, k3, ktbl, p1.
- Round 7: p4, Right Twist, p1, Left Twist, p6, ktbl, k2, Right Twist, p1, Left Twist, k2, ktbl, p1.
- Round 8: p3, Right Twist, ktbl, p1, ktbl, Left Twist, p5, ktbl, k1, Right Twist, ktbl, p1, ktbl, Left Twist, k1, ktbl, p1.
- Round 9: p2, Right Twist, k1, ktbl, p1, ktbl, k1, Left Twist, p4, ktbl, Right Twist, k1, ktbl, p1, ktbl, k1,



# Isla Cloche

by Tanis Gray for Cascade Yarns

Left Twist, ktbl, p1.

- Round 10: p1, Right Twist, k2, ktbl, p1, ktbl, k2, Left Twist, p3, Right Twist, k2, ktbl, p1, ktbl, k2, Left Twist, p1.
- Round 11: p1, ktbl, k3, ktbl, p1, ktbl, k3, ktbl, p3, ktbl, k3, ktbl, p1, ktbl, k3, ktbl, p1.
- Round 12: p1, ktbl, k2, Right Twist, p1, Left Twist, k2, ktbl, p3, ktbl, k2, Right Twist, k1, Left Twist, k2, ktbl, p1.
- Round 13: p1, ktbl, k1, Right Twist, ktbl, p1, ktbl, Left Twist, k1, ktbl, p3, ktbl, k1, Right Twist, p1, k1, p1, Left Twist, k1, ktbl, p1.
- Round 14: p1, ktbl, Right Twist, k1, ktbl, p1, ktbl, k1, Left Twist, ktbl, p3, ktbl, Right Twist, p1, k3, p1, Left Twist, ktbl, p1.
- Round 15: p1, Right Twist, k2, ktbl, p1, ktbl, k2, Left Twist, p3, Right Twist, p2, k3, p2, Left Twist, p1.
- Round 16: p1, ktbl, k3, ktbl, p1, ktbl, k3, ktbl, p6, Right Twist, k1, Left Twist, p4.
- Round 17: p1, ktbl, k2, Right Twist, k1, Left Twist, k2, ktbl, p6, k1, p1, k1, p1, k1, p4.
- Round 18: p1, ktbl, k1, Right Twist, p1, k1, p1, Left Twist, k1, ktbl, p5, Right Twist, p1, bobble, p1, Left Twist, p3.
- Round 19: p1, ktbl, Right Twist, p1, k3, p1, Left Twist, ktbl, p5, k1, p2, k1, p2, k1, p3.
- Round 20: p1, Right Twist, p2, k3, p2, Left Twist, p4, Right Twist, p1, k3, p1, Left Twist, p2.
- Round 21: p4, Right Twist, k1, Left Twist, p7, k1, p2, k3, p2, k1, p2.
- Round 22: p4, k1, p1, k1, p1, k1, p7, bobble, p1, Right Twist, k1, Left Twist, p1, bobble, p2.
- Round 23: p3, Right Twist, p1, bobble, p1, Left Twist, p8, k1, p1, k1, p1, k1, p4.
- Round 24: p3, k1, p2, k1, p2, k1, p7, Right Twist, p1, k1, p1, Left Twist, p3.
- Round 25: p2, Right Twist, p1, k3, p1, Left Twist, p6, k1, p2, k1, p2, k1, p3.
- Round 26: p2, k1, p2, k3, p2, k1, p6, bobble, p2, k1, p2, bobble, p3.
- Round 27: p2, bobble, p1, Right Twist, k1, Left Twist, p1, bobble, p9, k1, p6.
- Round 28: p4, k1, p1, k1, p1, k1, p11, bobble, p6.
- Round 29: p3, Right Twist, p1, k1, p1, Left Twist, p17.
- Round 30: p3, k1, p2, k1, p2, k1, p17.
- Round 31: p3, bobble, p2, k1, p2, bobble, p17.
- Round 32: p6, k1, p20.
- Round 33: p6, bobble, p20.
- Round 34: p27.

## **Instructions:**


\*\*\*NOTE\*\*\* *Chart is worked over 27 sts, sectioned off by markers. Remainder of hat is worked in reverse stockinette (purl).*

- Cable CO 92 sts. Join into round, being careful not to twist sts. Using marker A, pm for BOR.
- Work \*ktbl, p1\* for 8 rounds.
- Next Round: p45, using marker B, pm, work chart across next 27 sts, using other marker B, pm, purl across to end of round.
- Continue as above, working chart through round 34.
- Begin crown decreases, switching to DPNs when necessary.


# Isla Cloche

by Tanis Gray for Cascade Yarns


- Round 1: \*p2tog\* across round to last 3 sts, p3tog – 46 sts.
- Round 2: \*p2tog\* across round– 23 sts.
- Round 3: \*p2tog\* across round to last 3 sts, p3tog – 11 sts.
- Round 4: \*p2tog\* across round to last 3 sts, p3tog – 5 sts.
- Break yarn, leaving 10” tail. Weave through rem sts, cinch shut, secure on WS.
- Weave in loose ends with tapestry needle.
- Block lightly.




**Legend:**

-  **purl**  
purl stitch


---

-  **knit tbl**  
Knit stitch through back loop


---

-  **Right Twist**  
sl 1 st to cn, hold to back.  
k1tbl, k1tbl from cn.


---

-  **Left Twist**  
sl 1 st to cn, hold to front.  
k1tbl, k1tbl from cn.

---

-  **knit**  
knit stitch

---

-  **bobble**  
To make bobble: (k1 yo k1 yo k1) in one stitch, turn and p5.  
Turn and k5. Turn and p2tog,  
p1, p2tog. Turn and  
sl1-k2tog-ssso, completing  
bobble